

\$899,000

Hays Ridge Area, Edmonton, AB

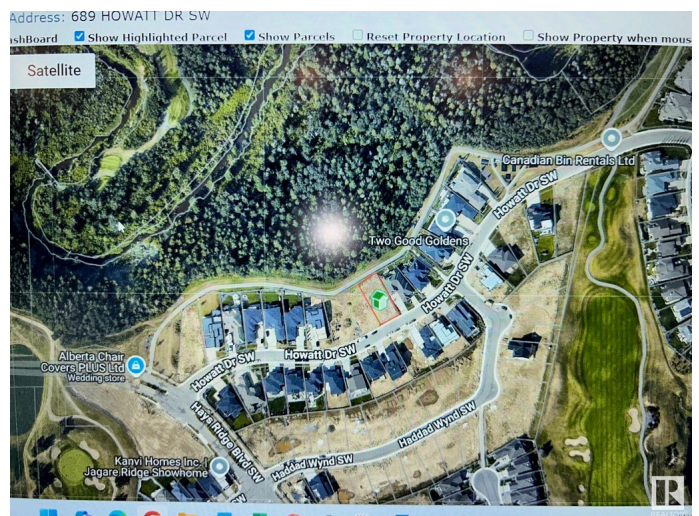
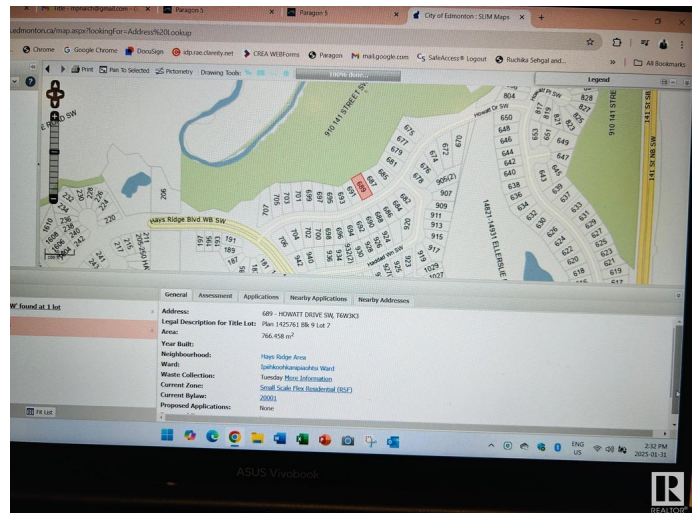

"Jagare Ridge" is situated in the Hays Ridge Area that's reputed to be an upper class community where you can live your dream. Build your home on a this 8250 SQ ft, sloping back lot/potentially a walkout, backing on to trees on a huge private green space, Golf course, a spiraling creek, water fountains. Super natural settings lend to a prestigious, quite neighborhood yet schools, shopping commons, Anthony Henday Drive are only a few minutes away. Edm International Airport is a max 20 minutes drive.

Essential Information

MLS® #	E4419938
Price	\$899,000
Bathrooms	0.00
Acres	0.00
Type	Single Family
Sub-Type	Vacant Lot/Land
Status	Active

Community Information

Address	689 Howatt Drive
Area	Edmonton
Subdivision	Hays Ridge Area
City	Edmonton
County	ALBERTA



Province AB
Postal Code T6W 3K3

Exterior

Exterior Features Backs Onto Park/Trees, Creek, Golf Nearby, No Back Lane, Park/Reserve, Playground Nearby, Public Transportation, Schools, Shopping Nearby, Sloping Lot

Additional Information

Date Listed January 31st, 2025
Days on Market 81
Zoning Zone 55

DATA IS DEEMED RELIABLE BUT IS NOT GUARANTEED ACCURATE BY THE REALTORS® ASSOCIATION OF EDMONTON. COPYRIGHT 2025 BY THE REALTORS® ASSOCIATION OF EDMONTON. ALL RIGHTS RESERVED.Trademarks are owned or controlled by the Canadian Real Estate Association (CREA) and identify real estate professionals who are members of CREA (REALTOR®, REALTORS®) and/or the quality of services they provide (MLS®, Multiple Listing Service®)
Listing information last updated on April 22nd, 2025 at 3:47am MDT